

ATLAS

Model No. 1280-II

DESIGN GEORG APPELTSHAUSER

An extensible, rectangular dining table made of natural stone wood that convinces by its modern strictness. Thanks to the extension mechanism the symmetry with the substructure is always maintained in the extended as well as the closed position. With a new technique the extension leaf can be rotated by another 90°. Thus it is now positioned lengthwise under the center leaf and is no longer visible from the side. This model is offered with 3 different bases.

AVAILABLE IN THE FOLLOWING MATERIAL VARIANTS:










Stone



Wood



			rectangular	boat-shaped
	table extendable			
base 1	straight side walls (standard)	aluminium matt brushed 40 x 1,5 cm (only for dimension 92 x 160 cm extendable) 50 x 1,5 cm (for all other dimensions) space between the side walls depending on the table size from 72 to 109 cm	table not extended	
base 2	curved side walls (with surcharge)	aluminium matt brushed 40 x 4,6 cm (only for dimension 92 x 160 cm extendable) 50 x 4,6 cm (for all other dimensions) space between the side walls depending on the table size from 72 to 109 cm	table extended	
	table extendable			
base 3b	center base (with surcharge)	rectangular base plate of stainless steel matt ground finish 57,2 x 17,2 cm base plate stainless steel matt ground finish 76 x 40 cm	table not extendable	Boat-shaped only available in stone or solid wood
	table not extendable			
base 2	curved side walls (with surcharge)	aluminium matt brushed 40 x 4,6 cm (only for dimension 92 x 160 cm extendable) 50 x 4,6 cm (for all other dimensions) space between the side walls depending on the table size from 70 to 130 cm		boat-shaped Width of the table at the headside for table size: 105 x 160 cm = approx. 94,7 cm 105 x 180 cm = approx. 92,2 cm 105 x 200 cm = approx. 89,0 cm 105 x 220 cm = approx. 90,5 cm 105 x 240 cm = approx. 91,2 cm 105 x 260 cm = approx. 91,0 cm 105 x 280 cm = approx. 88,8 cm



Model type	Pedestal	Size	Top	Top	Top	Top	Top	Top	Top	Top
	aluminium matt brushed	W - L - H approx. in cm	stone 2 cm edge 6 PG 2	stone 2 cm edge 6 PG 3	stone 2 cm edge 6 PG 4	stone 2 cm edge 6 PG 4a	stone 2 cm edge 6 PG 4b	stone 2 cm edge 6 PG 5	stone 2 cm edge 6 PG 6	stone 2 cm edge 6 PG 6

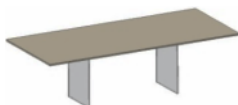


extendable

1280-II dining table rectangular extendable with integrated, pivotable leaf natural stone 73 cm	base 1 straight side walls standard	92 x 160 x 75 extended 92 x 233 x 75
--	---	--

1280-II dining table rectangular extendable with integrated, pivotable leaf natural stone 80 cm	base 1 straight side walls standard	105 x 180 x 75 extended 105 x 260 x 75
--	---	--

1280-II dining table rectangular extendable with integrated, pivotable leaf natural stone 80 cm	base 1 straight side walls standard	105 x 200 x 75 extended 105 x 280 x 75
--	---	--



not extendable

1280 dining table rectangular, boat-shaped not extendable	base 1 straight side walls standard	105 x 160 x 74 105 x 180 x 74 105 x 200 x 74 105 x 220 x 74 105 x 240 x 74 105 x 260 x 74 105 x 280 x 74
--	---	--



base 1 - standard
straight side walls



base 2
curved side walls



base 3
center base

Price supplements for special orders:

- base 1: bronze or black eloxated
- base 1: lacquered to RAL / NCS as per request
- base 2: side walls curved, aluminium matt brushed
- base 2: lacquered to RAL / NCS as per request
- base 3b: rectangular base on a base plate stainless steel matt ground finish
- frame lacquered to RAL / NCS as per request



Model type	Pedestal	Size	Top	Top	Top	Top	Top
	aluminium matt brushed	W - L - H approx. in cm	solid wood 2,5 cm edge 6 PROMOTION oak natural oiled, white oiled dark gray stained dark oak stained	solid wood 2,5 cm edge 6 beech steamed	solid wood 2,5 cm edge 6 maple bleached oak natural oiled, white oiled dark gray stained dark oak stained	solid wood 2,5 cm edge 6 Swiss pearwood European cherry	solid wood 2,5 cm edge 6 American walnut



extendable

1280-II dining table rectangular extendable with integrated, pivotable leaf solid wood 73 cm table tops glued transverse	base 1 straight side walls standard	92 x 160 x 75 extended 92 x 233 x 75
--	---	--

1280-II dining table rectangular extendable with integrated, pivotable leaf solid wood 80 cm table tops glued transverse	base 1 straight side walls standard	105 x 180 x 75 extended 105 x 260 x 75
--	---	--

1280-II dining table rectangular extendable with integrated, pivotable leaf solid wood 80 cm table tops glued transverse	base 1 straight side walls standard	105 x 200 x 75 extended 105 x 280 x 75
--	---	--



not extendable

1280 dining table rectangular, boat-shaped not extendable table top glued lengthwise	base 1 straight side walls standard	105 x 160 x 74 105 x 180 x 74 105 x 200 x 74 105 x 220 x 74 105 x 240 x 74 105 x 260 x 74 105 x 280 x 74
--	---	--

Please indicate in your order:

Surface oiled or lacquered (same price).



base 1 - standard
straight side walls



base 2
curved side walls



base 3
center base

Price supplements for special orders:

- base 1: bronze or black eloxated
- base 1: lacquered to RAL / NCS as per request
- base 2: side walls curved, aluminium matt brushed
- base 2: lacquered to RAL / NCS as per request
- base 3b: rectangular base on a base plate stainless steel matt ground finish
frame lacquered to RAL / NCS as per request



Model type	Pedestal	Size	Top	Top	Top	Top
	aluminium matt brushed	W - L - H approx. in cm	natural wood 2,5 cm edge 6 PROMOTION oak natural oiled, white oiled dark gray stained dark oak stained	natural wood 2,5 cm edge 6 oak natural oiled, white oiled dark gray stained dark oak stained	natural wood 2,5 cm edge 6 oak Vintage silver-gray oiled copper brown oiled	natural wood 2,5 cm edge 6 American walnut with sapwood oiled



extendable

1280-II dining table rectangular extendable with integrated, pivotable leaf natural wood 73 cm table tops glued lengthwise	base 1 straight side walls standard	92 x 160 x 75 extended 92 x 233 x 75
--	---	--

1280-II dining table rectangular extendable with integrated, pivotable leaf natural wood 80 cm table tops glued lengthwise	base 1 straight side walls standard	105 x 180 x 75 extended 105 x 260 x 75
--	---	--

1280-II dining table rectangular extendable with integrated, pivotable leaf natural wood 80 cm table tops glued lengthwise	base 1 straight side walls standard	105 x 200 x 75 extended 105 x 280 x 75
--	---	--



not extendable

1280 dining table rectangular not extendable table top glued lengthwise	base 1 straight side walls standard	105 x 160 x 74 105 x 180 x 74 105 x 200 x 74 105 x 220 x 74 105 x 240 x 74 105 x 260 x 74 105 x 280 x 74
---	---	--

Natural wood:
Top layer and bearer of 3 mm solid wood with solid edge band, core layer of laminated wood.



base 1 - standard
straight side walls



base 2
curved side walls



base 3
center base

Price supplements for special orders:

- base 1: bronze or black eloxated
- base 1: lacquered to RAL / NCS as per request
- base 2: side walls curved, aluminium matt brushed
- base 2: lacquered to RAL / NCS as per request
- base 3b: rectangular base on a base plate stainless steel matt ground finish
frame lacquered to RAL / NCS as per request

